

## Appendix 2

### What are cognates?

Two words in two languages that have a common origin. Cognates are often similar or identical in form. For example, the English "kiosk" and the Spanish *quiosco* are cognates because they both come from the Turkish *kosk*. They can also be words in two languages that are similar but have no common origin, such as the Spanish *sopa* (meaning "soup") and the English "soap."

Cognates often have a similar meaning, but in some cases the meaning is different. **False cognates** are cognates that have different meanings, such as the Spanish *molestar* (to bother) and the English "molest" (to abuse sexually). A more precise term to use for such word pairs is "false friends."

Taken from: <http://spanish.about.com/cs/vocabulary/g/cognategloss.htm>

### Corpus Linguistics

#### What is a corpus?

A corpus is a collection of texts in an electronic database. It is a systematic, planned, and structured compilation of texts.

#### Description of our corpus

**Name:** Collins. The Bank of English

**Size:** The corpus contains 524 million words and it continues to grow with the constant addition of new material.

**Form:** Spoken and written language.  
Free access!!!!

#### What are we going to look at?

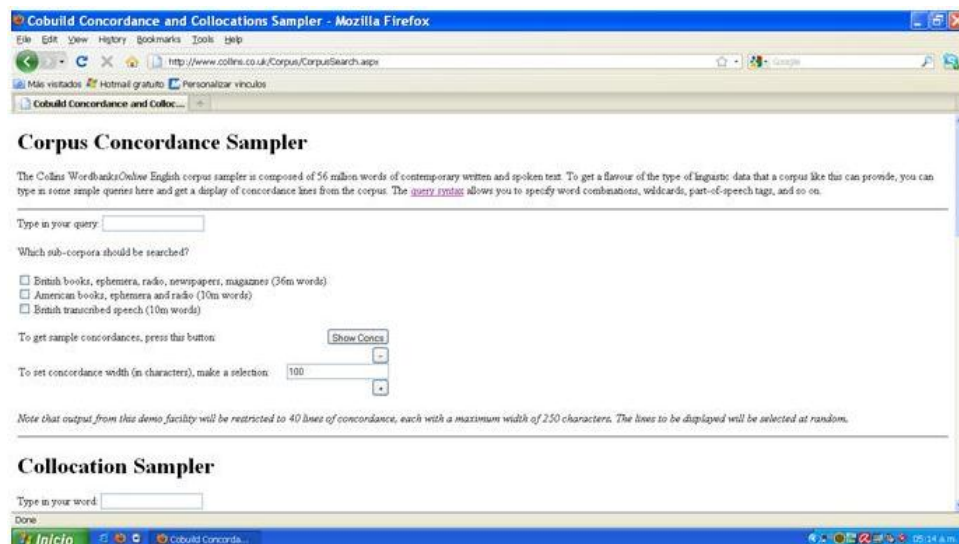
##### Concordances:

Concordances are lists of words/sentences that can be used to examine the use and behaviour of words in their original context. They can help us distinguish the meanings of words.

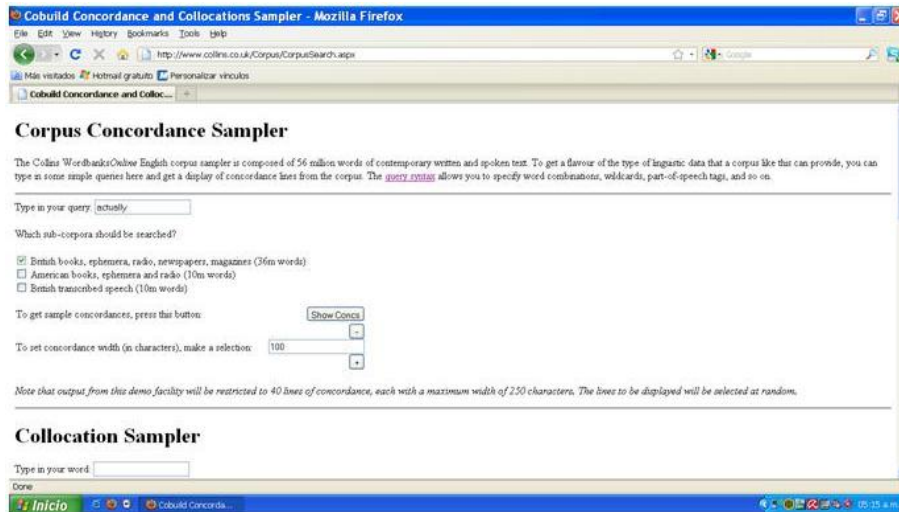
**Step 1.** Go to: <http://www.collins.co.uk/Corpus/CorpusSearch.aspx>

**Step 2.** Type in the word you are looking for in the **Type your query** space, and select where you want to look for the word in the corpus:

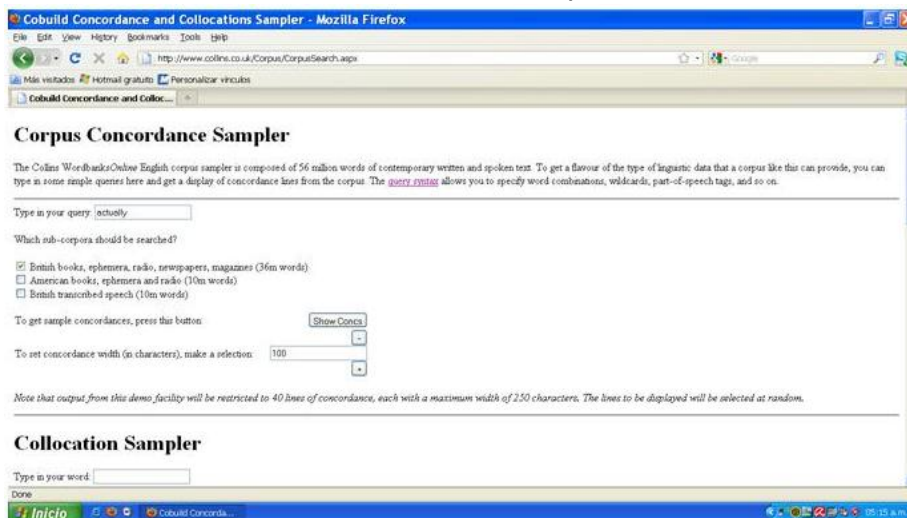
- British books, ephemera, radio, newspapers, magazines (36 million words)
- American books, ephemera and radio (10 million words)
- British transcribed speech (10 million words)



Example: the word *actually* was typed in the *Type your query* space, and the British books, ephemera, radio, newspapers, magazines option was chosen.



**Step 3.** Click on the **Show Concs** button to obtain your results:



**Step 4.** A new window with your results will appear on the screen!!!! We're ready to start analyzing!

